



Bracknell Tennis Leagues & Ladders

USING THE NEW BOX LEAGUES APP (July 2021)

The new Box Leagues are ready to roll 🎾 !!

Use the new [PlayWaze App](#) for arranging matches, entering scores etc.

If you don't have the app – use a web browser (same PlayWaze id etc). The first half of this guide is the 'quick intro' – the second half has more 'detail' – ie includes screenshots if you need more info. The Box League Rules (separate guide) – will be on [bracknelltennis.com](#) (as usual) – these are being updated.

1. QUICK INTRO:

ACCESSING YOUR LEAGUE:

1. Launch the App; Log In ; 'Go to Community' - **the FIRST time you do this, it make take a little while** (needs to get online data etc).
2. Click '**Singles Box League**'- you'll see the Box table(s).
3. For your matches, click the '**Fixtures**' tab (top) – you may see 'No Fixtures found' shown. Click on 'Filter' button.

First, click '**Select your player**' – from the list that follows – select your name...then...
Select **ALL** under 'Match Status' – click '**See Fixtures**' – you'll get all your fixtures in your division. You can choose matches '*Not played*': ie those remaining to be played (eg when you've already played some matches). Or choose 'Coming Up' = those already arranged (upcoming!).
You can also choose a 'List' view (default) or a 'Calendar' View of your fixtures.
Finally, its a good idea to clear the filter / set your preferred filter, when you're done.

MESSAGING A PLAYER TO ARRANGE A MATCH

1. Click on a player in your box table – it will pop a message – you can click on the 'Message *Mr X*' button (any opponent, you choose). Compose a message, hit 'send'
2. Unfortunately, there isn't the ability (yet) to send a broadcast to all players – so maybe copy/paste it, to msg others at the same time?

SETTING A MATCH DATE FOR YOUR MATCH

1. Under '**Fixtures**' again, scroll down - click on your selected opponent
2. Set the fixture date and time – that's it

POSTING THE MATCH SCORE ('SCORECARD'):

1. Under '**Fixtures**' – click on the opponent you have played
2. Click on the '**Scorecard**' tab – then choose the winner from the listbox
3. Enter each player's score – if you play a Champions tiebreak for the 3rd set, just enter the score as 7-6 (or **6-7** etc) – for that champions tiebreak set. **Not as 1-0**, and definitely **not** the actual score in that tiebreak please 😊

ALL RESULTS WILL UPDATE THE TABLE(S) AUTOMATICALLY.

GENERAL NOTES:

You can view all the columns of your division (including sets or games difference), by scrolling to the right

Box League Email: box@bracknelltennis.com

USING THE WEB INSTEAD OF THE APP?


1. Login at PlayWaze at <https://playwaze.com/login> (with your login id and password)
2. Click on the Bracknell Leagues community...then click on '**Singles Box Leagues**'
3. To set a fixture date go to 'Fixtures' and only enter the Date / Time of the match and click 'Save' (this allows other players in your league to see you have a date set, and they can choose alternative dates)
4. To enter a match result, choose the match and click 'Enter Result' on the right
5. Enter each player's score – if you play a Champions tiebreak for the 3rd set, just enter the score as 7-6 (or **6-7** etc) – for that champions tiebreak set. **Not as 1-0**, and **not** the actual score in that tiebreak

FOR APP USERS: YOU CAN ALSO USE THE WEB, FOR A BROADER VIEW OF THE DIFFERENT DIVISIONS.

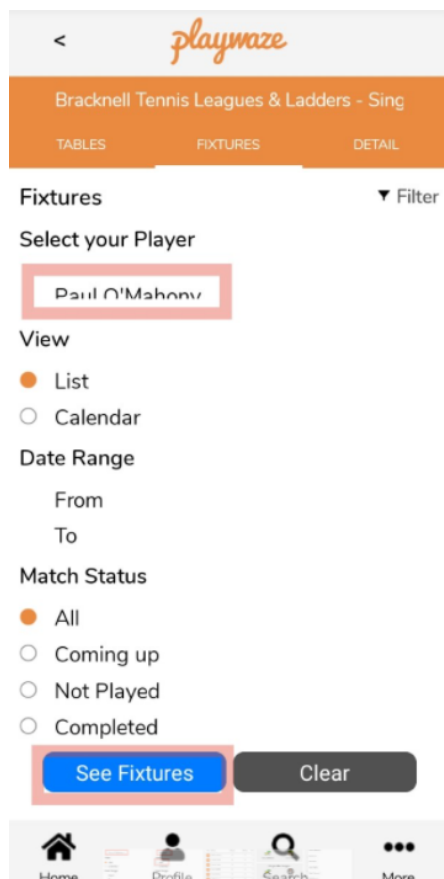
2. DETAILED GUIDE WITH SCREENSHOTS

ACCESSING YOUR LEAGUE:

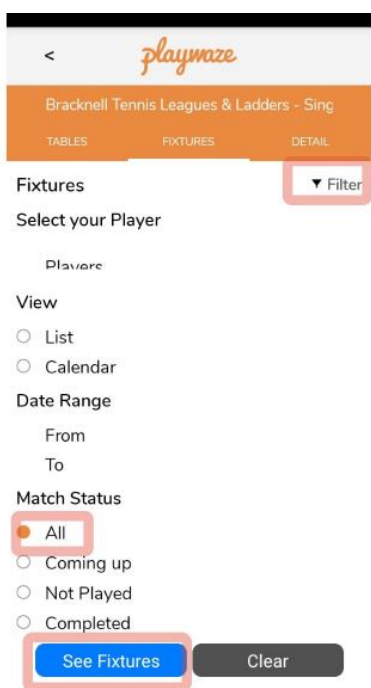
1. Launch the App ; Log In ; 'Go to Community' - **the FIRST time you do this, it make take a little while** (needs to get online data etc).
2. Click '**Singles Box League**'- you'll see the Box table(s).
3. For your matches, click the '**Fixtures**' tab (top)
4. You may see 'No Fixtures found' shown. Click on '**Filter**' button.



5. Click on '**Select Your Player**' (near top, the text is a bit 'obscured') – select your name from the list that follows:



6. Select **ALL** under 'Match Status' – then click '**See Fixtures**' – you'll get all your fixtures in your division. (If you don't set this, it will show all fixtures, all players, in your division etc)



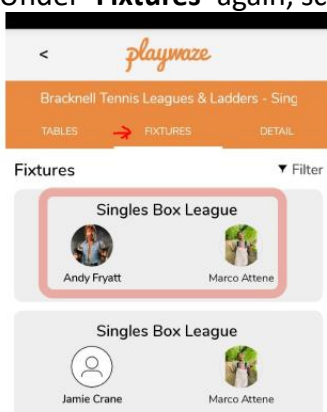
Note: You can also choose matches '*Not played*' for those remaining to be played during your box (eg when you've already played some matches). Or choose match status '*Coming Up*' = those already arranged (clue is in the name!). You can also choose a 'List' view (default) or a 'Calendar' View of your fixtures. Finally, it's a good idea to set your chosen filter (or clear it) when you're done – most likely you'll have 'coming up' or 'not played' set in future.

MESSAGING A PLAYER TO ARRANGE A MATCH

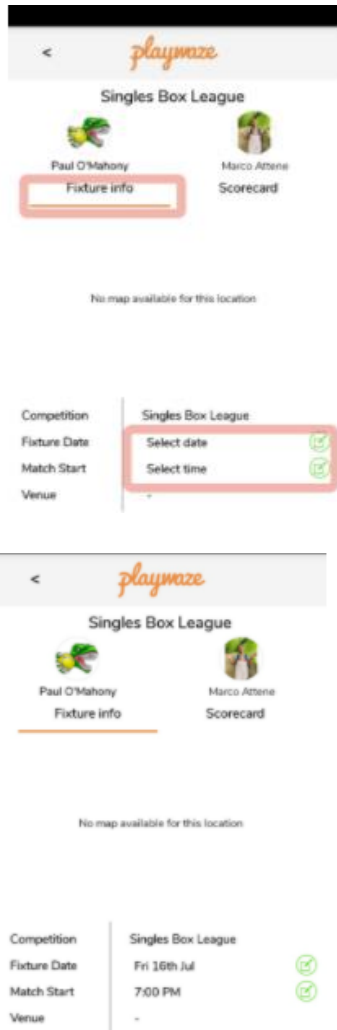
1. Click on a player in your box table – it will pop a message – you can click on the 'Message Mr X' button (any opponent, you choose). Compose a message, hit 'send'
2. Unfortunately, there isn't the ability (yet) to send a broadcast to all players – so maybe copy/paste it, to msg others at the same time?

SETTING A MATCH DATE FOR YOUR MATCH

1. Under '**Fixtures**' again, scroll down - click on your selected opponent

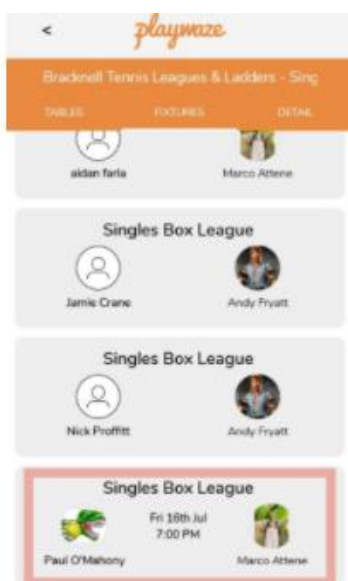


2. Set the fixture date and time – that's it

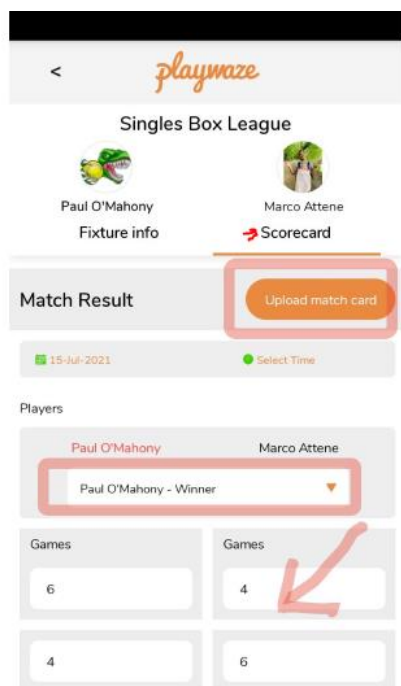


POSTING THE MATCH SCORE ('SCORECARD'):

1. Under 'Fixtures' – click on the opponent you have played – seemples!



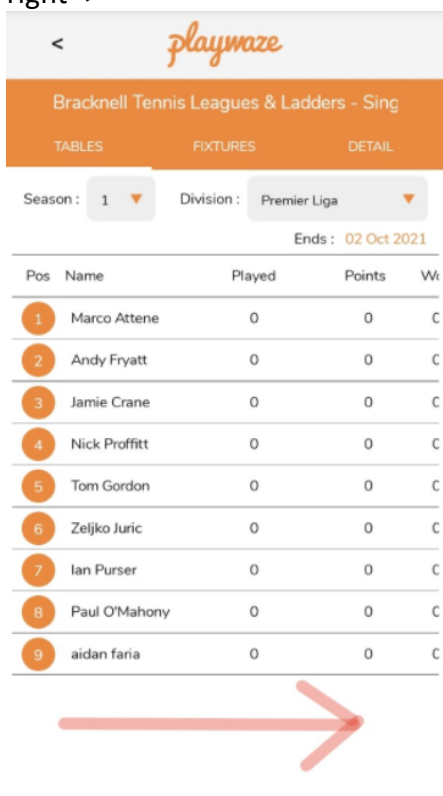
2. Click on the 'Scorecard' tab – then choose the winner from the listbox



- Enter each player's score – if you play a Champions tiebreak for the 3rd set, just enter the score as 7-6 (or 6-7 etc) – for that champions tiebreak set. **Not as 1-0**, and **not** the actual score in that tiebreak 😊

GENERAL NOTES:

You can view all the columns of your division (including sets or games difference), by scrolling to the right ->



Box League Email: box@bracknelltennis.com

USING THE WEB INSTEAD OF THE APP?

1. Login at PlayWaze at <https://playwaze.com/login> (with your login id and password)
2. Click on the Bracknell Leagues community...then click on 'Singles Box Leagues'
3. To set a fixture date only, go to 'Fixtures' and only enter the Date / Time of the match, click 'Save' (ie allows other players in your league to see you have a future date set, and they can choose alternative dates)

Singles Box League - Wednesday, 14 July 2021

Description

BLTC Singles Box Leagues - for BLTC members only

TABLE		FIXTURES		RESULT
Filter by division Premier Liga	Filter by Player All	Filter by date All	Filter by state All	
Paul O'Mahony  19:00  Marco Attene				Enter Result

4. To enter a match result, choose the match and click 'Enter Result' on the right
5. Enter each player's score – if you play a Champions tiebreak for the 3rd set, just enter the score as 7-6 (or **6-7** etc) – for that champions tiebreak set. **Not as 1-0**, and **not** the actual score in that tiebreak